



## TK-2000/3000

Compact VHF/UHF FM Portable Radios

### The Thin Edge

Slim, thin and light – Kenwood's TK-2000/3000 is supremely easy to handle and to operate. Yet this handy compact radio is extremely reliable, meeting the famously tough MIL-STD 810 C/D/E/F and G specifications. With its well-balanced performance, it makes perfect business sense – especially for inventory control and service industry operations.

#### Thin & Lightweight

Thinner and lighter – the TK-2000/3000 is ideal for hooking on a belt or even slipping into a coat pocket. The slim design fits neatly in your hand and it weighs only 203g with the Li-Ion battery.



#### 16 Channels with Scan Function

This compact, user-friendly portable offers a total of 16 channels, and each can be assigned a QT and DQT tone key to eliminate unwanted signals. You can also assign the 16th channel, if free, to the scan function. This added convenience means that the PF key is freed up for some other function.

#### Programmable Function Key with Hold

The side PF key can be programmed for enhanced operating ease, while the adjustable Hold feature doubles the number of functions at your fingertips.

#### All-in-one Package

The TK-2000/3000 is ready for use immediately after purchase. It comes with all necessary accessories, including a charger, battery pack and antenna. A handy belt clip is also provided. There is no need to buy extra accessories for normal operation.

#### Supplied Accessories



#### Robust & Reliable
















The TK-2000/3000 is built to survive hard knocks, drops and all-weather environments. It meets or exceeds the stringent IP54 dust and water intrusion standards as well as the MIL-STD 810 C, D, E, F & G environmental standards.

#### OTHER FEATURES

- Output Power 5W (VHF) / 4W (UHF)
- QT / DQT
- DTMF Enc. (PTT ID, Autodial)
- Priority Scan
- Windows® Programming and Tuning
- Wide/Narrow Channel Bandwidth
- VOX ready
- Battery-Saver
- Busy Channel Lockout
- Time-Out-Timer
- Low-Battery Alert
- Tri-Colour LED
- Wired Clone



# Options

<p>■ <b>KNB-63L</b> Li-Ion Battery (7.2V, 1,130mAh)</p> 	<p>■ <b>KVC-22</b> Vehicle Charger Adapter For KSC-35S</p> 	<p>■ <b>KRA-27</b> UHF Whip Antenna</p> 	<p>■ <b>KHS-26</b> Earbud In-line PTT Headset</p> 
<p>■ <b>KNB-65L</b> Li-Ion Battery (7.2V, 1,520mAh)</p> 	<p>■ <b>KRA-22</b> VHF Low Profile Helical Antenna</p> 	<p>■ <b>KMC-21</b> Compact Speaker Microphone</p> 	<p>■ <b>KWR-1</b> Water Resistance Bag</p> 
<p>■ <b>BT-16</b> Alkaline battery Case (Holds 6 AAA-Sized Cells)</p> 	<p>■ <b>KRA-23</b> UHF Low Profile Helical Antenna</p> 	<p>■ <b>KMC-45</b> Speaker Microphone</p> 	<p>■ <b>KBH-18M</b> Belt Clip</p> 
<p>■ <b>KSC-35S</b> Rapid Charger</p> 	<p>■ <b>KRA-26</b> VHF Helical Antenna</p> 	<p>■ <b>KHS-22</b> Behind-the-head Headset with PTT</p> 	

All accessories and options may not be available in all markets.  
Contact an authorized Kenwood dealer for details and complete list of all accessories and options.

# Specifications

Model	TK-2000 VHF	TK-3000
<b>GENERAL</b>		
Frequency Range		
Type 1	144 - 174 MHz	440 - 480 MHz
Type 2	-	400 - 430 MHz
Number of Channels	16 channels	
Channel Spacing		
Wide / Narrow	25 kHz / 12.5 kHz	
Channel Step	5, 6.25 kHz	
Operating Voltage	7.5 V DC ±20 %	
Battery Life (5-5-90 duty cycle, save off)		
with KNB-63L	Approx. 10 hours	
Operating Temperature	-20°C ~ +60°C	
Frequency Stability	5 ppm	2.5 ppm
Antenna Impedance	50 Ω	
Channel Frequency Spread	30 MHz	40 MHz
Dimensions (W x H x D), Projections not included		
Radio only	54 x 113 x 14 mm	
with KNB-63L	54 x 113 x 24.9 mm	
Weight (net)		
Body only	Approx. 130 g	
with KNB-63L	Approx. 203 g	
FCC ID		
Type 1	ALH437200	ALH437300
Type 2	-	ALH437301

Model	TK-2000	TK-3000
<b>RECEIVER (Measurements made per TIA/EIA-603)</b>		
Sensitivity (12 dB SINAD)		
Wide / Narrow	0.25 μV / 0.28 μV	
Selectivity		
Wide / Narrow	70 dB / 60 dB	
Intermodulation Distortion		
Wide / Narrow	65 dB / 60 dB	
Spurious Response	65 dB	60 dB
Audio Distortion	Less than 5 %	
Audio Output	500 mW / 8 Ω	
<b>TRANSMITTER (Measurements made per TIA/EIA-603)</b>		
RF Power Output (High / Low)	5 W / 1 W	4 W / 1 W
Spurious Response	65 dB	
Modulation		
Wide / Narrow	16K0F3E / 11K0F3E	
FM Hum & Noise		
Wide / Narrow	45 dB / 40 dB	
Audio Distortion	Less than 5 %	

Measurements made per TIA/EIA 603 and specifications shown are typical.

Specifications are subject to change without notice, due to advancements in technology.

Windows® is a registered trademark of Microsoft Corporation in the United States and other countries.

# Applicable MIL-STD & IP

Standard	MIL 810C Methods/Procedures	MIL 810D Methods/Procedures	MIL 810E Methods/Procedures	MIL 810F Methods/Procedures	MIL 810G Methods/Procedures
<b>Low Pressure</b>	500.1/Procedure I	500.2/Procedure I, II	500.3/Procedure I, II	500.4/Procedure I, II	500.5/Procedure I, II
<b>High Temperature</b>	501.1/Procedure I, II	501.2/Procedure I, II	501.3/Procedure I, II	501.4/Procedure I, II	501.5/Procedure I, II
<b>Low Temperature</b>	502.1/Procedure I	502.2/Procedure I, II	502.3/Procedure I, II	502.4/Procedure I, II	502.5/Procedure I, II
<b>Temperature Shock</b>	503.1/Procedure I	503.2/Procedure I	503.3/Procedure I	503.4/Procedure I, II	503.5/Procedure I
<b>Solar Radiation</b>	505.1/Procedure I	505.2/Procedure I	505.3/Procedure I	505.4/Procedure I	505.5/Procedure I
<b>Rain</b>	506.1/Procedure I, II	506.2/Procedure I, II	506.3/Procedure I, II	506.4/Procedure I, III	506.5/Procedure I, III
<b>Humidity</b>	507.1/Procedure I, II	507.2/Procedure I, III	507.3/Procedure II, III	507.4	507.5/Procedure II
<b>Salt Fog</b>	509.1/Procedure I	509.2/Procedure I	509.3/Procedure I	509.4	509.5
<b>Dust</b>	510.1/Procedure I	510.2/Procedure I	510.3/Procedure I	510.4/Procedure I, III	510.5/Procedure I
<b>Vibration</b>	514.2/Procedure VIII, X	514.3/Procedure I	514.4/Procedure I	514.5/Procedure I	514.6/Procedure I
<b>Shock</b>	516.2/Procedure I, II, V	516.3/Procedure I, IV	516.4/Procedure I, IV	516.5/Procedure I, IV	516.6/Procedure I, IV
<b>International Protection Standard</b>					
<b>Dust &amp; Water Protection</b>	IP54				

To meet MIL810 and IP54, the 2-pin connector cover has to be connected.

# KENWOOD

Kenwood U.S.A. Corporation  
Communications Sector Headquarters  
3970 Johns Creek Court, Suite 100, Suwanee, GA 30024-1265

Order Administration/Distribution  
P.O. BOX 22745, 2201 East Dominguez St., Long Beach, CA 90801-5745

  
www.kenwoodusa.com



ISO9001 Registered  
Communications Equipment Division  
Professional Systems Business Group  
JVC KENWOOD Corporation